

 **ON
AIR**
PlayUP

**WORLD TELE-
COMMUNICATION
AND INFORMATION
SOCIETY DAY**

**INTERNATIONAL
DAY OF FAMILIES**



Join the **PlayUP team** as they share how to make your very own


LAPTOP AND PHONE

to communicate with family and friends to celebrate

**WORLD TELECOMMUNICATION
AND INFORMATION SOCIETY DAY**

AND

INTERNATIONAL DAY OF FAMILIES





The internet and other information and communication technologies (ICTs) keep us connected with family and friends. On World Telecommunication and Information Society Day we celebrate these technologies and think about the ways we can use them to improve everyone's lives. One step toward this is providing all people with access to the internet and computers.

International Day of Families celebrates all the different kinds of families around the world. It's also an opportunity to think about ways to improve family life. Families are affected by social, economic, and environmental issues. Each family member also has individual rights and responsibilities toward one another. This means happy, safe, and secure families are an important part of society.

Materials

- Cardboard
- Paper
- **Scissors** (please be careful with these)
- **Crayons/Pencils/Textas**
- **Glue or Sticky Tape**
- **Blu tac** (optional)
- **Foil** (optional)



Instructions

for making a cardboard laptop or flip phone:

1. Fold your rectangular piece of cardboard in half, short edge to short edge.
2. Open it up, and draw or adhere buttons on the inside bottom half of your cardboard to create a keyboard and mouse or keypad.
3. Make a screen for the top half of your laptop or phone. You can draw a screen or cut out a rectangle from a piece of paper. Draw your family or friends on the screen so that you can talk to them! Adhere your rectangle with glue or sticky tape, or with blu tack to easily change your screen and make a video call to more family and friends.
4. Decorate your laptop or phone as you like. Does it have a colourful case with pictures and patterns?

Keep crafting and ensure you have all the technology you need to call your family and friends.

1) Do you need a mouse to use your laptop or headphones to hear Grandma's voice? **2)** Do you need to update your screen to have a big family reunion video call?

Hello, can you hear me?

Create an old-fashion string phone to talk with your family or friends!


You will need:

- 2 paper cups
- A sharp pencil or sewing needle (to poke the holes)
- Scissors (please be careful with these)
- String (fishing line or kite string work best)

1. Cut your piece of string, you can experiment with different lengths, but between 10-15 metres is a good starting point.
2. Carefully poke a very small hole in the bottom of each cup.
3. Gently thread the string through each cup, tying a knot at each end to stop it pulling through the hole.
4. You're ready to test your phone! Spread apart to make sure the string is tight between the cups. One person talks through the cup, while the other person listens with the cup on their ear.

Option: With the help of an adult, you can also use tin cans and punch holes with a nail and hammer

Did you know Alexander Graham Bell was the inventor of the first working telephone back in 1876!



More Fun at Home

Dance time

Teach a family member or friend a dance over video call! Share your flossing skills with a cousin, or maybe you could teach Grandad how to pirouette!

Fancy dress Fridays

Nominate a day of the week for this fun household tradition! Use items you already have at home and get creative! Start by asking everyone to think of a costume that starts with the letter 'A'. Will someone be an ant, an aviator, or Albert Einstein? Continue to work your way through the alphabet each week. Invite your family and friends to join in and share a fancy-dress parade over a video call.

Make your family

Who's in your family?
Do they all live in your house?
Do some live far away?
Do you have a friend that's just like a sister?
Do you take care of the neighbour's cat like it's your own?

Use or make a paper envelope to make a house and fill it with your family! Decorate your envelope-house and make your family. You could draw and cut out your family from paper, make them from paddle-pop sticks, or cut out photos of the people important to you.

Dear PlayUPpers,

It has been so lovely to share PlayUP On Air with you. Did you know, before video calls, e-mails and telephones, families and friends would communicate through letter writing?

It is fun to receive mail in the letter box. You could write a letter or do a drawing for a family member or a friend! Ask an adult to write a description of your drawing for the recipient. If you like receiving mail too, ask your family and friends to write back. Just remember, snail mail takes a bit longer than email.

Your friends,
The On Air PlayUP Team



P.S.

We love receiving mail at PlayUP too! You can send mail to us at:


**On Air PlayUP Team
18 King George Terrace,
Parkes, ACT 2600, Australia**

See our Learn More page below for tips on formal letter writing.

Crack the code

Invented in the 1830s,
the Morse code helped
people communicate
across very long distances,
beginning the revolution
of telecommunication.

Can you translate the
Morse code into words?



- · .. ··· ·- ··· ·- -
··· ·- - ··· - - - ·- ·- ·- ··· -
- ··· ·- ··· - - - ··· - - ·

Check your answers at the bottom of the page.

Spotify Playlist

We think music and dancing is a great way to celebrate and spend time with family. Thanks to the internet, we can share our favourite family-inspired music with you!

Check out our Spotify playlist and have a household boogie or use it to inspire your dance time video call with family and friends.

Check out the sidebar for more information.

Books

There are some amazing books that celebrate telecommunication achievements:

- 1. *Alexander Graham Bell Answers the Call*** by Mary Ann Fraser
- 2. *Samuel Morse, That's Who*** by Tracy Nelson Maurer
- 3. *The Great Telephone Mix Up*** by Sally Nicholas
- 4. *Telephone*** by Mac Barnett

And here are some wonderful books about families:

- 5. *Love Makes a Family*** by Sophie Beer
- 6. *We are Family*** by Patricia Hegarty and Ryan Wheatcroft
- 7. *The Great Big Book of Families*** by Mary Hoffman and Ros Asquith

Learn More

un.org/en/events/telecommunicationday/index.html

history.com/topics/inventions/telegraph

itu.int/en/wtisd/2020/Pages/default.aspx

un.org/en/events/familyday/

nfw.org.au/about/international-day-of-families/

un.org/development/desa/family/about-us.html

There are different ways to write a letter.
Here are some helpful tools to get you started.

- youtube.com/watch?v=y2d-0dlimgY

- readingrockets.org/article/introduction-letter-writing#act3

Learn More

[Links to the Early Learning Framework](#)
– [Belonging, Being and Becoming](#)

Outcome 4: Children are confident and involved learners

Children resource their own learning through connecting with people, place, technologies and natural and processed materials.

Outcome 5: Children are effective communicators

Children use information and communication technologies to access information, investigate ideas and represent their thinking.

[Links to the Australian Curriculum](#)

Critical and Creative Thinking Levels 1–3

Generating ideas, possibilities and actions
– imagine possibilities and connect ideas

Ethical Understanding Levels 1–3

Exploring values, rights and responsibilities

Personal and Social Capability Levels 1–3

Social Awareness – appreciate diverse perspectives, understand relationships
Social Management – communicate effectively

Information and Communication Technology Levels 1–3

Communicating with ICT – understand computer-mediated communications

Learn More



Aligns with the United Nations Sustainable Development Goal 9 (9.C)

Build resilient infrastructure, promote inclusive and sustainable industrialization and foster innovation



Aligns with the United Nations Sustainable Development Goal 5 (5.2, 5.3, 5.4, 5.6. 5A)

Achieve gender equality and empower all women and girls



Aligns with the United Nations Sustainable Development Goal 1 (1.2, 1.4)

End poverty in all its forms everywhere



Aligns with the United Nations Sustainable Development Goal 13 (13.2, 13.3)

Take urgent action to combat climate change and its impacts

SUSTAINABLE DEVELOPMENT GOALS

ON
AIR
PlayUP

**Don't forget to tune
into On Air PlayUP next
Wednesday @ 10:30am
for more fun.**



Old
Parliament
House

 @OldParliamentHouse

 @MuseumofAustralianDemocracy