

Simultaneous Storytime

Bowerbird Blues

by Aura Parker



Bowerbird Upcycle

Explore the blue themed object image in this resource. Invite students to select one item to repurpose. Encourage students to think creatively and complete the accompanying activity sheet.

Blue Collage

Using blue coloured paper, card, painted texture paper, and blue drawing implements create a collage inspired artwork. Co-create an art exhibition including labels to accompany students artworks.

Storytime!

Support students to create their own Bowerbird themed story set in your local environment. Think about how students can incorporate connections to Country.

Cobalt Sculptures

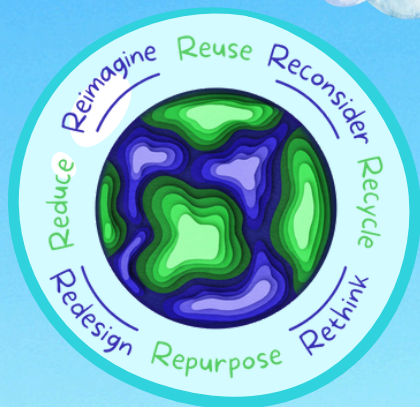
Gather a collection of everyday blue coloured items. As a class or in small groups encourage students to create a blue themed sculpture. Be inspired by our bowerbird!


This Nest is Best!

Using recycled / natural materials or simply by drawing, help students to create the best bowerbird nest.

Bowerbird Doco


Assist students to investigate bowerbirds. Create scripts and record short clips to share with others. Plan a blue themed launch event to accompany a screening of the documentaries.





Bowerbird Upcycle

Choose an object to repurpose.



Which object did you pick?

Draw and describe your object.

What ideas do you have?

List your ideas!

Upcycle your object!

Select one idea from your list. Draw and write about how you would repurpose your object. What will you create? Think about how your repurposing can help the planet.



